

WATO EX-65 Pro Vet

Veterinary Anesthesia Machine

Professional, Vet-dedicated



LinkedIn Facebook Instagram

Search Mindray Animal Medical

www.mindrayanimal.com
service@mindrayanimal.com

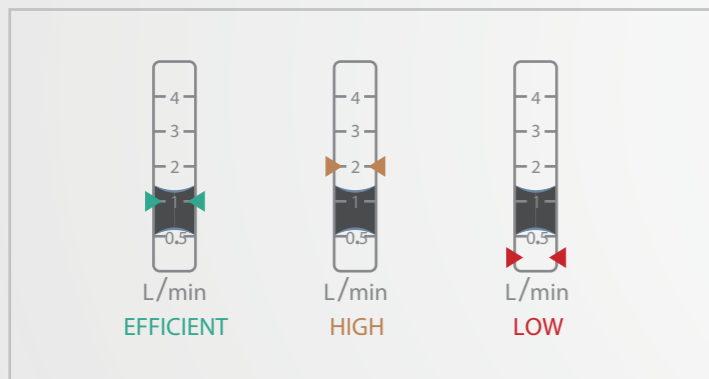
P/N:ENG-WATO EX-65 Pro Vet-210285X8P-20220810
©2022 Shenzhen Mindray Animal Medical Technology Co., LTD. All rights reserved.

Enhanced Performance

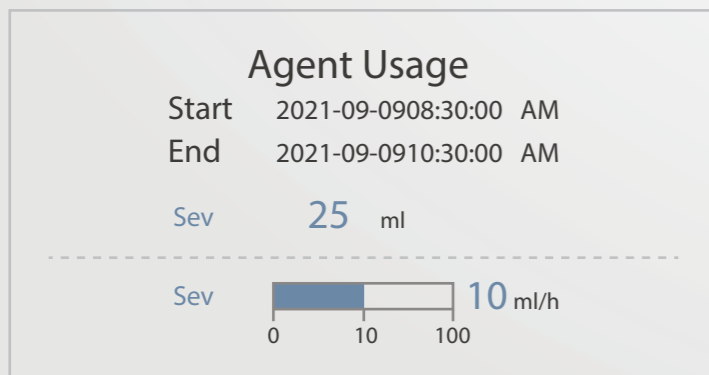
Precise Electronic Flow Meters

The digital gas mixer makes fresh gas flow settings easier and more precise. Virtual high- and low-flowmeters are shown separately, more accurately representing lower flow rates. Users can choose either total flow control mode or direct flow control mode out of different habits.

- **Optimizer:** The Optimizer calculates minimum patient O₂ requirements and recommends fresh gas flow rates in comparison to current settings. This can reduce environmental pollution, as well as save money by reducing medical gas and anesthetic agent consumption.



- **AA measurement:** The new anesthetic agent calculation software enables users to monitor real-time anesthetic agent consumption.



15-inch Touchscreen with Intuitive UI

With a high resolution 15-inch capacitive touchscreen, users are able to view and adjust parameters as needed. The intuitive layout and simple flat-menu structure ensure all parameters are clearly displayed and only two steps are required to set the ventilation mode.



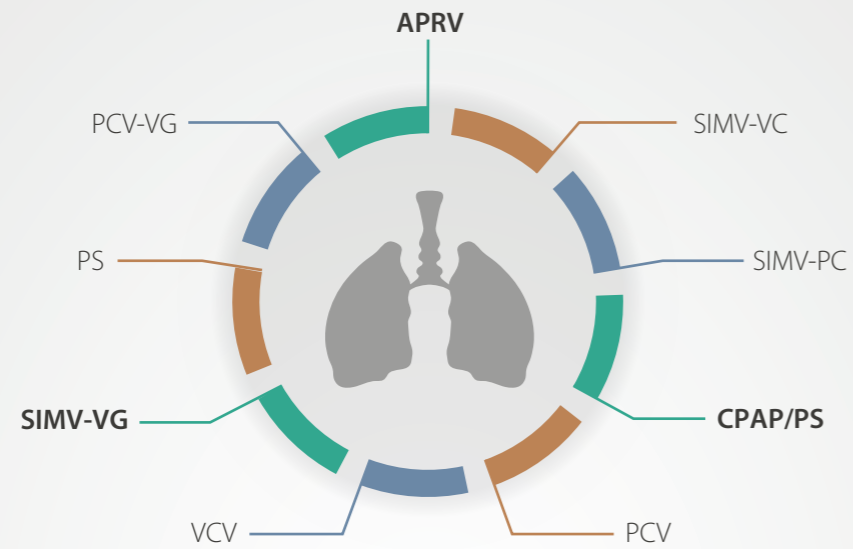
Comprehensive Modular Monitoring

Plug-and-Play Multi-Gas modules, with Artema gas monitoring technology, provide comprehensive breath-by-breath analysis of O₂, CO₂, N₂O and auto-detection of five anesthetic agents.



Comprehensive Ventilation Modes

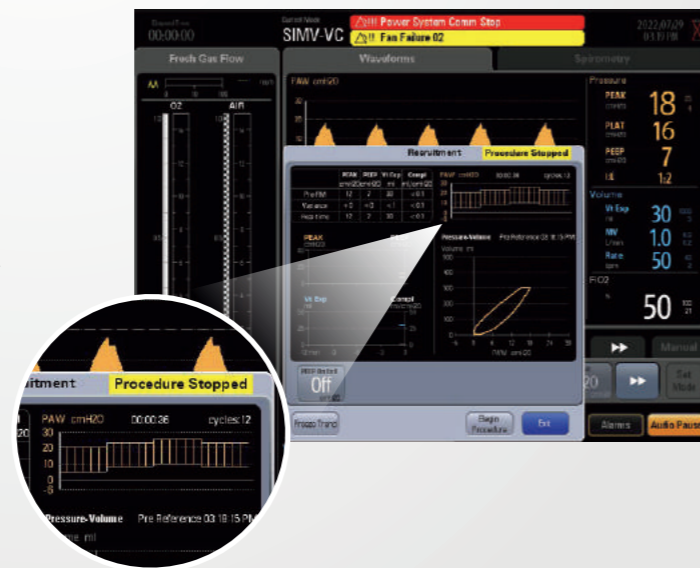
A full range of ventilation modes to meet clinical requirements for various patients, enabling precise ventilation for critical cases.



- | | | |
|----------|-----------|-----------|
| • VCV | • SIMV-VC | • PS |
| • PCV | • SIMV-PC | • CPAP/PS |
| • PCV-VG | • SIMV-VG | • APRV |

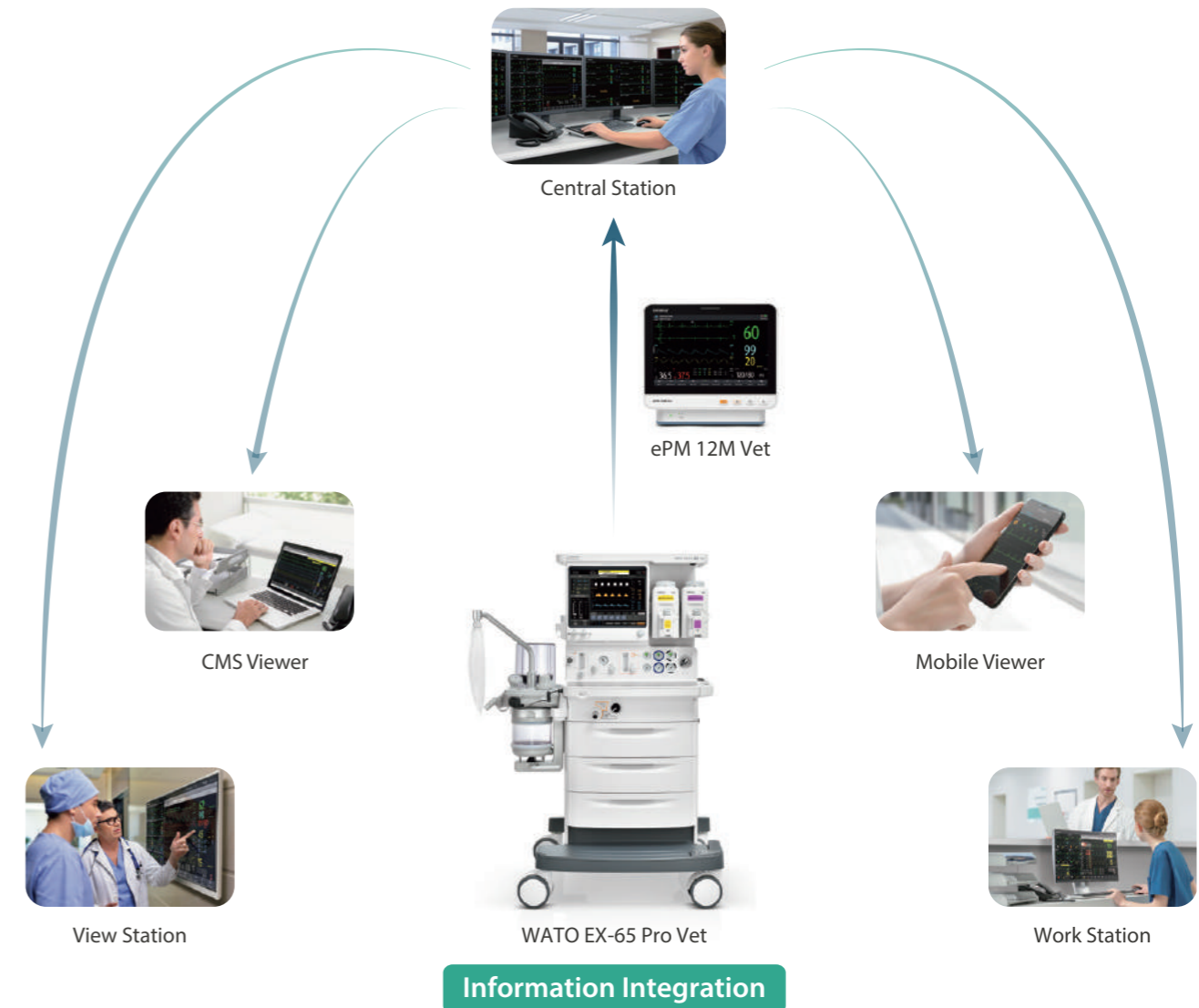
Lung Recruitment

- Lung recruitment helps to:
 - Reopen collapsed alveoli
 - Promote more efficient gas exchange
 - Prevent respiratory complications
- Two maneuvers: one-step (sustained inflation) or multi-step (incremental PEEP). Quick start or stop with single button.
- Multiple criteria to evaluate recruitment effectiveness



IT Solution Improves Efficiency

- Data from the WATO EX-65 Pro Vet can be transmitted to the BeneVision CMS Vet through the ePM 12M Vet patient monitor.
- Anesthesia information synchronizes between anesthesia machines and patient monitors. Integrated data and electronic record reduces staff workload and improves efficiency.
- Provides a stable and advanced information interconnection solution to improve anesthesia and operating room management.





Wide Tidal Volume Range

The minimum tidal volume can be as low as 5 ml in VCV, PCV-VG, and SIMV-VG modes, avoiding lung barotrauma in small-size animals. Tidal volumes from **5 ml to 1500 ml**, and everything in between, suitable for a wide range of patients, from **0.5 kg up to 150 kg**.



Optimized Alarm Trigger Mechanism

Powerful algorithm technology from Mindray Animal Medical reduces the false apnea alarm which usually happens when the patient is small and the tidal volume is low. Reduces the alarm fatigue and provides a comfortable OR for staff.



Autoscaling Waveform

The waveform graphs are automatically scaled according to measured values. When values are low, such as flow rates and volumes for smaller patients, the system adjusts the scale to more appropriately and intuitively represent the patient's waveforms and spirometry.

